


VERMONT FRAMES

Foam Laminates

of Vermont

DETAILS CATALOGUE

TYP.	PG.
<div>EAVE</div>	1
<div><div>SQUARE FASCIA</div><div>PLUMB FASCIA</div></div>	
<div>SECOND FLOOR</div>	4
<div><div>FLOOR W/OUT CAVITY</div><div>FLOOR W/ BUILDUP</div></div>	
<div>GROUND FLOOR</div>	7
<div><div>FRAMED FLOOR</div><div>SLAB AT FROST WALL</div><div>SLAB OVER FROST WALL</div><div>SLAB INTO NOTCHED FROST WALL</div><div>SLAB W/ CURB</div><div>SLAB W/ UNINSULATED CURB</div><div>FLOATING SLAB</div><div>FOOTING W/ SLAB</div></div>	
<div>WALKOUT</div>	16
<div><div>WALKOUT PT. 1</div><div>WALKOUT PT. 2</div></div>	
<div>DECK</div>	19
<div><div>FRAMED FLOOR W/ DECK CONNECTION</div><div>DECK ROOF W/ INTERNAL LEDGER</div></div>	




VERMONT
FRAMES

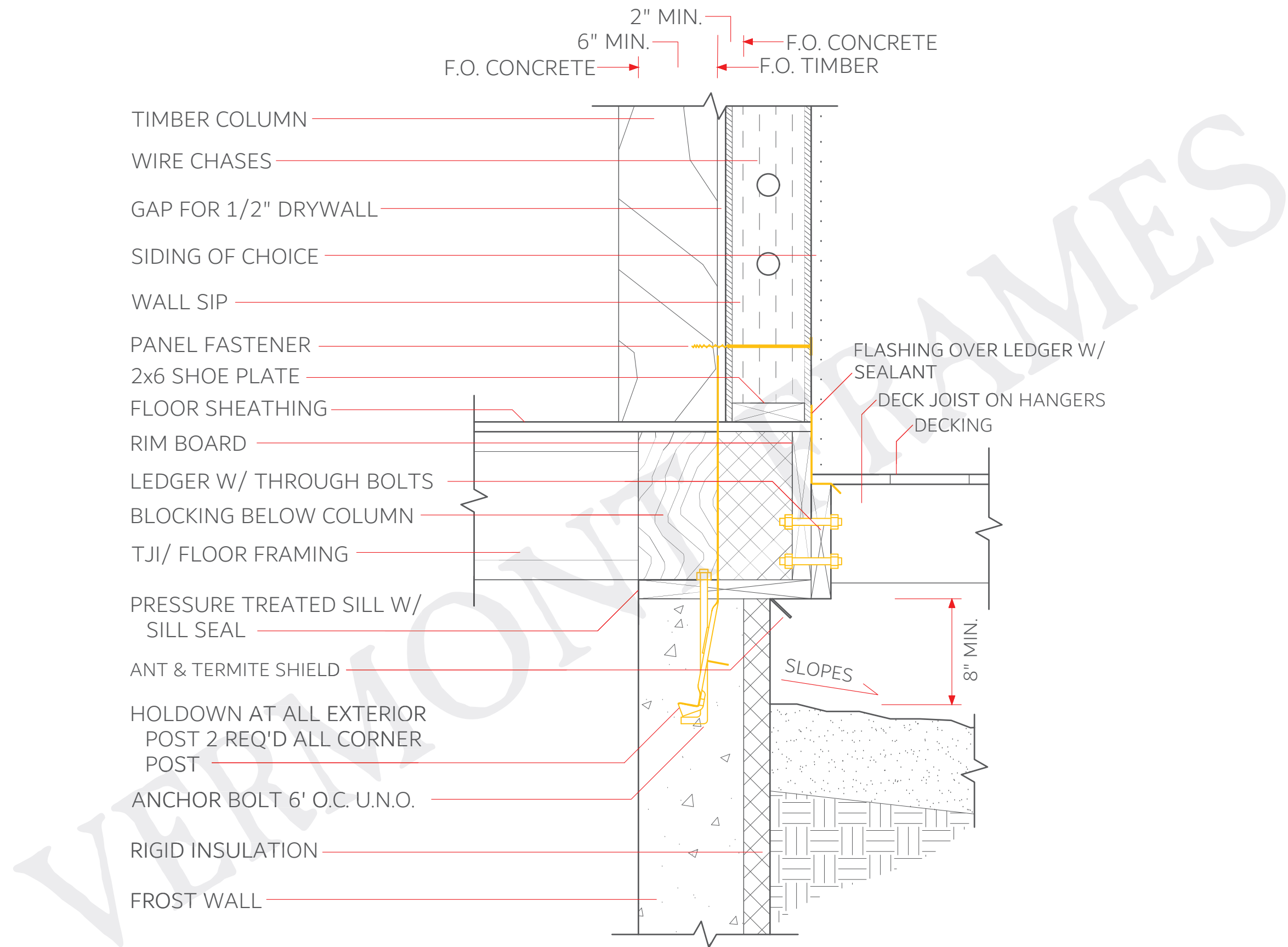
TRADITIONAL, HANDCRAFTED
TIMBER FRAMES

Foam Laminates

of Vermont



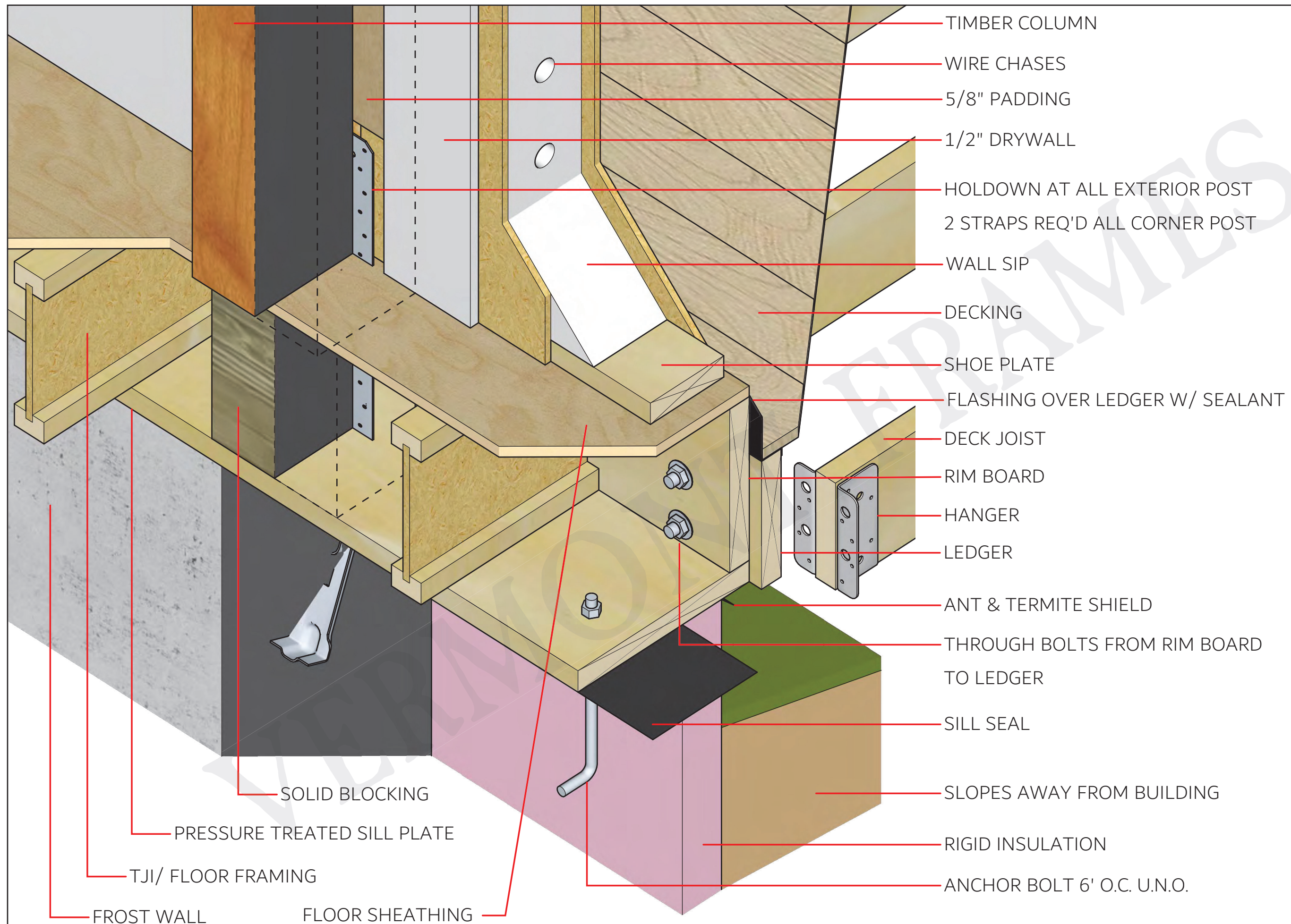
DECK



TYPICAL: FRAMED FLOOR W/ DECK

FOR REFERENCE PURPOSES ONLY, NOT FOR CONSTRUCTION!

SCALE - 1 1/2" = 1'



TYPICAL: FRAMED FLOOR W/ DECK CONNECTION

FOR REFERENCE PURPOSES ONLY, NOT FOR CONSTRUCTION!